



Name _____ Period _____

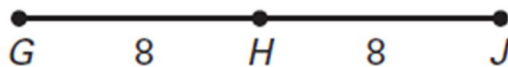
Geometry Unit 1 Worksheet 1 Segment Addition

Measure each length to the nearest tenth of a centimeter and $\frac{1}{4}$ inch




Use the Segment Addition Postulate to find the indicated length

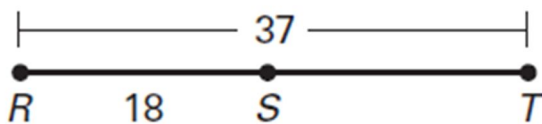
4. Find GJ .



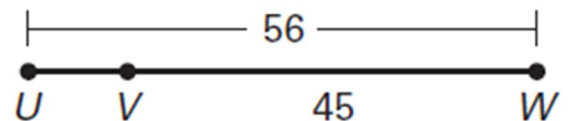
5. Find KM .



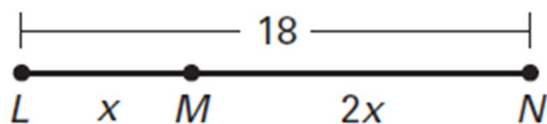
6. Find ST .



7. Find UV .



8. Find LM .



9. Find VW .

